

**QUARTERLY PHYSICAL REPORT OF OPERATION
As of June 30, 2021**

Department : DEPARTMENT OF INFORMATION AND COMMUNICATIONS TECHNOLOGY
 Agency : NATIONAL TELECOMMUNICATIONS COMMISSION
 Operating Unit : REGIONAL OFFICE VII
 Organization Code (UACS) : 26-025-03-0007




	Current Year Appropriations
	Supplemental Appropriations
	Continuing Appropriations
	Off-Budget Account

Particulars	UACS CODE	PHYSICAL TARGETS					PHYSICAL ACCOMPLISHMENTS					Variance	Remarks
		1st Quarter	2nd Quarter	3rd Quarter	4th Quarter	TOTAL	1st Quarter	2nd Quarter	3rd Quarter	4th Quarter	TOTAL		
1	2	3	4	5	6	7= (3+4+5+6)	8	9	10	11	12= (8+9+10+11)	13 = (9-4)	14
MFO 1													
REGULATORY AND ENFORCEMENT SERVICES													
<u>P1 Set1</u>													
Quantity <i>Number of licenses, permits, registrations and certificates issued</i>		13,126	22,971	22,971	6,563	65,631	14,573	12,551			27,124	-10,420	Actual accomplishment for Q2 of 2021 is at 45% lower than set target for Q2.
Quality <i>Percentage of licenses, permits, registrations and certificates processed rated good or better</i>		100%	100%	100%	100%	100%	100%	100%	100%	100%	100%	0	
Timeliness <i>Percentage of licenses, permits, registrations and certificates issued within prescribed time</i>		100%	100%	100%	100%	100%	100%	100%	100%	100%	100%	0	
<u>P1 Set2</u>													
Quantity <i>Number of Frequency channel Assignments made</i>		872	1,526	1,526	436	4,360	853	319			1,172	-1,207	Actual accomplishment is at 79% lower than set target for Q2 of 2021.
Quality <i>Percentage of complaints received against frequency channel assignments made</i>		<2%	<2%	<2%	<2%	<2%	0	0	0	0	0%	0	
Timeliness <i>Percentage of frequency assignments made within prescribed time</i>		100%	100%	100%	100%	100%	100%	100%	100%	100%	100%	0	
<u>P1 Set4</u>													
Quantity <i>Number of Administrative Cases Disposed</i>		81	142	142	41	406	101	107			208	-35	Actual total Administrative Cases Disposed for Q2 of 2021 is at 24.65% lower than set target.
Quality <i>Percentage of administrative cases disposed</i>		>89%	>89%	>89%	>89%	>89%	100%	100%	100%	100%	100%	-	
Timeliness <i>Percentage of administrative cases disposed within prescribed time</i>		100%	100%	100%	100%	100%	100%	100%	100%	100%	100%	0	

QUARTERLY PHYSICAL REPORT OF OPERATION
As of June 30, 2021

Department : DEPARTMENT OF INFORMATION AND COMMUNICATIONS TECHNOLOGY
 Agency : NATIONAL TELECOMMUNICATIONS COMMISSION
 Operating Unit : REGIONAL OFFICE VII
 Organization Code (UACS) : 26-025-03-0007

	Current Year Appropriations
	Supplemental Appropriations
	Continuing Appropriations
	Off-Budget Account

Particulars	UACS CODE	PHYSICAL TARGETS					PHYSICAL ACCOMPLISHMENTS					Variance	Remarks
		1st Quarter	2nd Quarter	3rd Quarter	4th Quarter	TOTAL	1st Quarter	2nd Quarter	3rd Quarter	4th Quarter	TOTAL		
1	2	3	4	5	6	7= (3+4+5+6)	8	9	10	11	12= (8+9+10+11)	13 = (9-4)	14
P1 Set5													
Quantity <i>Number of radio station inspected</i>		2,915	5,101	5,101	1,457	14,574	804	253			1,057	-4,848	Radio station inspected is at 95% lower than set target for Q2 of 2021. This is due to the limitation brought about the pandemic.
Quality <i>Percentage of improvement in radio stations inspected over last year</i>		>5%	>5%	>5%	>5%	>5%	-82%	161%	-100%	-100%	-77%		The total number of radio station inspected in 2021 compared to 2020 of the same quarter is slightly higher but still very low compared to the target due to the pandemic.
Timeliness <i>Percentage of inspection reports submitted within twenty-four (24) hours after inspection</i>		>89%	>89%	>89%	>89%	>89%	100%	100%	100%	100%	100%	-	
Prepared by:  BOBBY N. BAUTISTA Engineer V Date: July 5, 2021		In coordination with:  CAROLINE P. BAUTISTA Chief Administrative Officer Date: July 5, 2021					Approved by:  SOPHIA LYNN B. LUMANTOD Officer-In-Charge Date: July 5, 2021						