

**QUARTERLY PHYSICAL REPORT OF OPERATION**  
As of December 31, 2019

BED NO. 1

Department : DEPARTMENT OF INFORMATION AND COMMUNICATIONS TECHNOLOGY  
 Agency : NATIONAL TELECOMMUNICATIONS COMMISSION  
 Operating Unit : REGIONAL OFFICE VII  
 Organization Code (UACS) : 26-025-03-0007

	Current Year Appropriations
	Supplemental Appropriations
	Continuing Appropriations
	Off-Budget Account




Particulars	UACS CODE	PHYSICAL TARGETS					PHYSICAL ACCOMPLISHMENTS					Variance	Remarks
		1st Quarter	2nd Quarter	3rd Quarter	4th Quarter	TOTAL	1st Quarter	2nd Quarter	3rd Quarter	4th Quarter	TOTAL		
1	2	3	4	5	6	7= (3+4+5+6)	8	9	10	11	12= (8+9+10+11)	13= (12- (3+4+5))	14
<b>MFO 1 REGULATORY AND ENFORCEMENT SERVICES</b>													
<b><u>P1 Set1</u></b>													
Quantity <i>Number of licenses, permits, registrations and certificates issued</i>		8,858	15,501	15,501	4,429	44,289	24,712	12,907	19,582	13,056	70,257	25,968	Total actual accomplishment for 2019 is at 59% higher than set target.
Quality <i>Percentage of licenses, permits, registrations and certificates processed rated good or better</i>		100%	100%	100%	100%	100%	100%	100%	100%	100%	100%	0	
Timeliness <i>Percentage of licenses, permits, registrations and certificates issued within prescribed time</i>		100%	100%	100%	100%	100%	100%	100%	100%	100%	100%	0	
<b><u>P1 Set2</u></b>													
Quantity <i>Number of Frequency channel Assignments made</i>		859	1,500	1,500	429	4,288	1,696	876	1,556	778	4,896	608	Total actual frequency assignments made for 2019 is at 14% higher than set target.
Quality <i>Percentage of complaints received against frequency channel assignments made</i>		<2%	<2%	<2%	<2%	<2%	0	0	0	0	0%	0	
Timeliness <i>Percentage of frequency assignments made within prescribed time</i>		100%	100%	100%	100%	100%	100%	100%	100%	100%	100%	0	
<b><u>P1 Set4</u></b>													
Quantity <i>Number of Administrative Cases Disposed</i>		54	92	92	26	264	114	94	127	114	449	185	Total actual Administrative Cases Disposed for 2019 is at 70% higher than set target.
Quality <i>Percentage of administrative cases disposed</i>		>89%	>89%	>89%	>89%	>89%	100%	100%	100%	100%	100%	-	
Timeliness <i>Percentage of administrative cases disposed within prescribed time</i>		100%	100%	100%	100%	100%	100%	100%	100%	100%	100%	0	

BED NO. 1

**QUARTERLY PHYSICAL REPORT OF OPERATION  
As of December 31, 2019**

Department : DEPARTMENT OF INFORMATION AND COMMUNICATIONS TECHNOLOGY  
 Agency : NATIONAL TELECOMMUNICATIONS COMMISSION  
 Operating Unit : REGIONAL OFFICE VII  
 Organization Code (UACS) : 26-025-03-0007

	Current Year Appropriations
	Supplemental Appropriations
	Continuing Appropriations
	Off-Budget Account

Particulars	UACS CODE	PHYSICAL TARGETS					PHYSICAL ACCOMPLISHMENTS					Variance	Remarks
		1st Quarter	2nd Quarter	3rd Quarter	4th Quarter	TOTAL	1st Quarter	2nd Quarter	3rd Quarter	4th Quarter	TOTAL		
1	2	3	4	5	6	7= (3+4+5+6)	8	9	10	11	12= (8+9+10+11)	13= (12- (3+4+5))	14
<b>Quantity</b> <i>P1 Set5 Number of radio station inspected</i>		2,149	3,759	3,759	1,074	10,741	3,494	5,319	3,493	2,871	15,177	4,436	Actual total output is at 41% higher than set target for 2019.
<b>Quality</b> <i>Percentage of improvement in radio stations inspected over last year</i>		>5%	>5%	>5%	>5%	>5%	18%	4%	-22%	39%	4%	-	A 4% improvement in the radio station inspected in 2019 (15,177 inspected) compared to 2018 (14,574 inspected).
<b>Timeliness</b> <i>Percentage of inspection reports submitted within twenty-four (24) hours after inspection</i>		>89%	>89%	>89%	>89%	>89%	100%	100%	100%	100%	100%	-	
<b>Prepared by:</b>  BOBBY N. BAUTISTA Engineer V Date: January 6, 2019	<b>In coordination with:</b>  CAROLINE P. BAUTISTA Chief Administrative Officer Date: January 6, 2019	<b>Approved by:</b>  JESUS M. LAURENO Regional Director Date: January 6, 2019											