

**QUARTERLY PHYSICAL REPORT OF OPERATION**  
As of December 31, 2016

BED NO. 1

Department  
Agency  
Operating Unit  
Organization Code (UACS)

Office of the President  
NATIONAL TELECOMMUNICATIONS COMMISSION  
REGIONAL OFFICE VII  
26-025-03-0007

	Current Year Appropriations
	Supplemental Appropriations
	Continuing Appropriations
	Off-Budget Account




Particulars	UACS CODE	PHYSICAL TARGETS					PHYSICAL ACCOMPLISHMENTS					Variance	Remarks
		1st Quarter	2nd Quarter	3rd Quarter	4th Quarter	TOTAL 7 <sup>m</sup> (3+4+5+6)	1st Quarter	2nd Quarter	3rd Quarter	4th Quarter	TOTAL 12 <sup>m</sup> (8+9+10+11)		
1	2	3	4	5	6	7 <sup>m</sup> (3+4+5+6)	8	9	10	11	12 <sup>m</sup> (8+9+10+11)	13 (11-6)	14
<b>MFO 1</b>													
<b>REGULATORY AND ENFORCEMENT SERVICES</b>													
<b>P1 Set1</b>													
Quantity Number of licenses, permits, registrations and certificates issued		4,620	8,080	8,080	2,311	23,091	14,260	13,263	11,654	10,271	49,438	7,960	Actual total accomplishment for 2016 is at 114% higher than set target. 344% higher than set target for Q4.
Quality Percentage of licenses, permits, registrations and certificates processed rated good or better		100%	100%	100%	100%	100%	100%	100%	100%	100%	100%	0%	
Timeliness Percentage of licenses, permits, registrations and certificates issued within prescribed time		100%	100%	100%	100%	100%	100%	100%	100%	100%	100%	0%	
<b>P1 Set2</b>													
Quantity Number of Frequency channel Assignments made		24	42	42	12	120	583	1,171	832	676	3,272	664	Actual accomplishment is at 2627% higher than target, variance is due to the counting of frequency assignments - counted on per new unit applied.
Quality Percentage of complaints received against frequency channel assignments made		<2%	<2%	<2%	<2%	<2%	0	0	0	0	0	-	
Timeliness Percentage of frequency assignments made within prescribed time		100%	100%	100%	100%	100%	100%	100%	100%	100%	100%	0%	
<b>P1 Set4</b>													
Quantity Number of Administrative Cases Disposed		17	30	30	10	87	73	99	99	89	360	79	Output for 2016 is at 314% higher than set target.
Quality Percentage of administrative cases disposed		>89%	>89%	>89%	>89%	>89%	100%	100%	100%	100%	100%	-	
Timeliness Percentage of administrative cases disposed within prescribed time		100%	100%	100%	100%	100%	100%	100%	100%	100%	100%	0%	

BED NO. 1

**QUARTERLY PHYSICAL REPORT OF OPERATION**  
As of December 31, 2016

	Current Year Appropriations
	Supplemental Appropriations
	Continuing Appropriations
	Off-Budget Account

Department : Office of the President  
 Agency : NATIONAL TELECOMMUNICATIONS COMMISSION  
 Operating Unit : REGIONAL OFFICE VII  
 Organization Code (UACS) : 26-025-03-0007

Particulars	UACS CODE	PHYSICAL TARGETS					PHYSICAL ACCOMPLISHMENTS					Variance	Remarks		
		1st Quarter	2nd Quarter	3rd Quarter	4th Quarter	TOTAL	1st Quarter	2nd Quarter	3rd Quarter	4th Quarter	TOTAL				
1	2	3	4	5	6	7 <sup>±</sup> (3+4+5+6)	8	9	10	11	12 <sup>±</sup> (8+9+10+11)	13 (11-6)	14		
<b>P1 Sets</b>															
Quantity		1,320	2,310	2,310	656	6,596	3,744	2,804	3,581	1,133	11,062	477	Total output is 68% higher than set target for 2016. Q4's output is at 73% higher than target.		
Quality															
		>5%	>5%	>5%	>5%	>5%	75%	36%	41%	-49%	28%		There is a 28% improvement compared to last year's output.		
Timeliness		>89%	>89%	>89%	>89%	>89%	100%	100%	100%	100%	100%				
Prepared by:		In coordination with:													
 Bobyn M. BAUTISTA Engineer V Date: January 5, 2017		 CAROLEINE P. BAUTISTA Chief Administrative Officer Date: January 5, 2017		 JESSUS M. LAURENO Regional Director Date: January 5, 2017											